

## WOODEN FOLDING DOOR

### Technical features:

Specifications	Folding door
Max opening width (mm)	8000
Max panel weight (kg)	80
Max opening height (mm)	2500
Panel width (mm)	500-1000
Min panel thickness (mm)	66
Max number of panels	16
Loading (rails)	Top
Glass thickness (mm)	26-36

- U value (thermo transmittance) 1,2 (W/m<sup>2</sup>K) with triple glass (U<sub>g</sub> 1,0 W/m<sup>2</sup>K).

### Features of standard product:

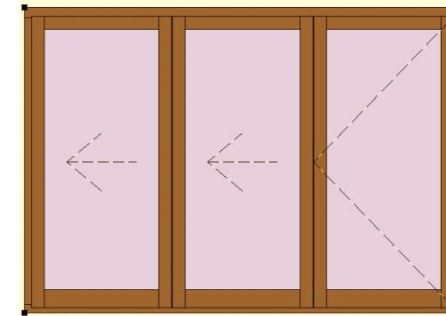
- Wood: Fingered pine.
- Opening: Outward folding.
- Coating:
  - Inside: Painted timber NCS S0502Y white .
  - Outside: Painted timber NCS S0502Y white.
- Glass unit:
  - Triple glass unit with safety glasses inside and outside (4Tough-12Ar-4TH-12Ar-4Tough)
  - Glass unit U-value 1,0 W/m<sup>2</sup>K.
- Hardware: Double handle.
- Lock: Lockable cylinder from both sides.
- Threshold: Merbau combined with aluminium.

### Available options:

- Coating:
  - RAL- and NCS- systems (different inside/outside colours);
  - Lacquered doors;
- Glass:
  - Others glass unit combinations (laminated, toughened, bioclean, etc.);
  - Glasses with warm edges;
  - Glazing bars: mulions, duplexes etc.;
- Internal cylinder lock (lockable from the inside);
- Horizontal ventilation;
- Available with aluminium cladding on the outside.

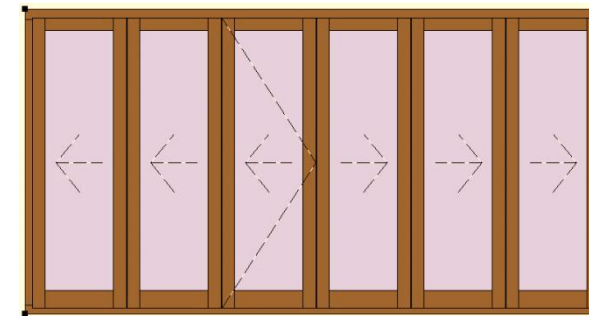
### Samples of opening combination:

#### Three panel folding door



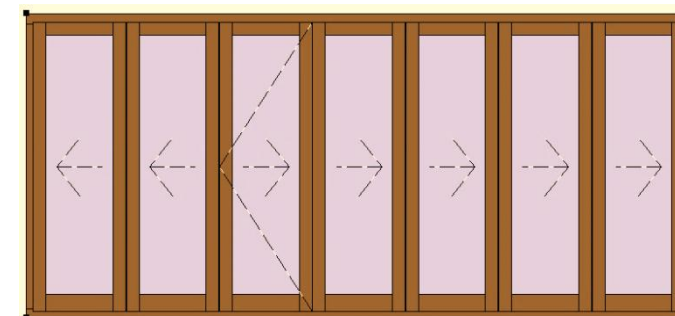
2L1R

#### Six panel folding door



3L3R

#### Seven panel folding door



2L5R

For detail information visit our web site or contact us:

<https://www.panoramanordic.com>

e-mail: [info@panoramanordic.com](mailto:info@panoramanordic.com)

Tel: +370 670 57503