

ALUMINIUM CLADDING SLIDING DOORS



Technical data:

Specifications	Measures (66mm profile)	Measures (66mm profile)
Opening height (mm)	1390-2490	1390-2790
Width range:		
Two-panel door (mm)	1190 - 4290	1220-4990
Three-panel door (mm)	1790 - 5990	1840-7490
Four-panel door (mm)	2290 – 7990	2350-9990
Standard brystning (mm)	160	160
Glass thickness (mm)	26-36	36-46
Min jamb width (mm)	145	165
Threshold:		
Merbau (height, mm)	55	55
Low level (height, mm)	25	-

- 5 years warranty

Features of standard alu clad product:


- Wood: Laminated fingered pine,
- Opening: Outside sliding doors,
- Glass unit:
 - Triple glass with safety glasses inside and outside (4Tough-12Arg-4TH-12Arg-4Tough);
 - Glass unit U-value 1,0 (W/m²K),
- Coating:
 - Inside: Painted timber NCS S0502Y white,
 - Outside: Painted aluminium NCS S0502Y white.
- Threshold: Merbau oiled,
- Handle: Internal – 180° rotating, external – finger pull,
- Cylinder: Internal cylinder lock.

Available options:

- Wood: Either other types of timber (oak, teak etc.) or pine without fingerjoints;
- Coating:
 - RAL- and NCS- systems (different inside/outside colours),
 - Anodized in Nature,
 - Metallic,
 - Gloss 30.
- Glass:
 - Other glass units combinations (laminated, toughened, bioclean etc.),
 - Glasses with warm edges,
 - Glazing bars: sprosses, mullions, duplexes.
- Higher brystning;
- Threshold: Low-level to permit wheelchair access;
- External lockable handle;
- Horizontal ventilation;
- Insect screen;
- Fixed overlight above the doors.

Sample of opening combinations:

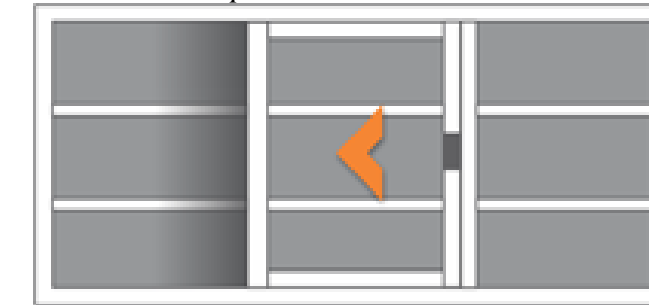
Two-panel sliding door



TD2

Three-panel sliding door

With one active panel



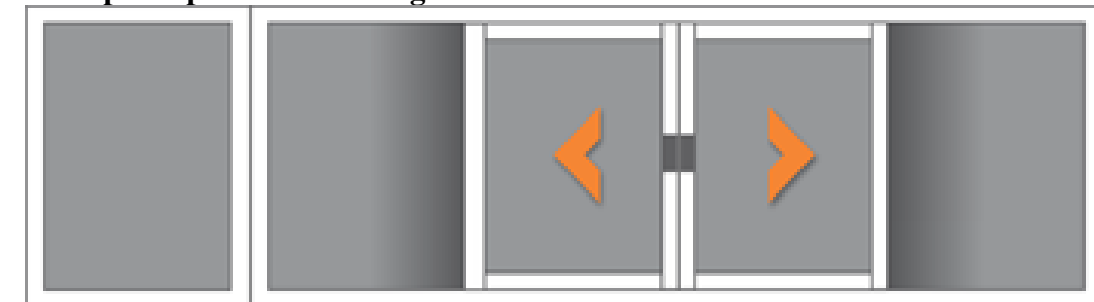
TD8

With two (side) active panels



TD10

Four-panel panorama sliding door



TD9

For detail information visit our web page or contact us:

<https://www.panoramanordic.com>

e-mail: info@panoramanordic.com

Tel: +370 670 57503